

# ATS-535 THERMOSTREAM®

DATASHEET AND SPECIFICATIONS

**-60° to +225°C**



Designed for **50/60Hz operation**, this Advanced Temperature Source is for fast and precise thermal conditioning of components, parts, hybrids, modules, subassemblies, and printed circuit boards. Capable of ultra-low temperatures **without** the use of Liquid Nitrogen (LN<sub>2</sub>), Liquid Carbon Dioxide (LCO<sub>2</sub>), or compressed air.

## PERFORMANCE:

### Temperature Range\*

-60 to +225°C

No LN<sub>2</sub> or LCO<sub>2</sub> Required

### Transition Rate\*

-40 to +125°C, <12 seconds

+125 to -40°C, <40 seconds

### System Airflow Output\*

5scfm (2.4 l/s) Fixed Flow Rate

\*Under nominal operating conditions.

## TEMPERATURE CONTROL:

### Temperature Display & Resolution

+/- 0.1°C

### Temperature Accuracy

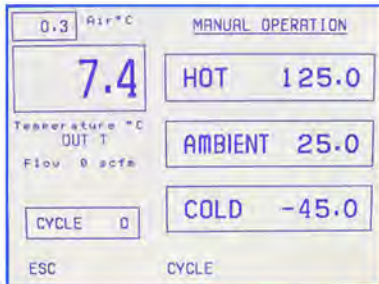
1.0°C (when calibrated against NIST standard)

### DUT Temperature Control

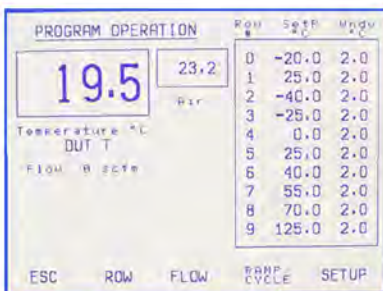
proprietary control algorithm enables DUT temperature to be directly controlled

### DUT Sensor Ports

thermocouples: type T & K



OPERATOR SCREEN



PROGRAM SCREEN

## FEATURES:

### ► Frost Free Feature

dry air purge for tester interface, prevents condensation: 0.5 to 3scfm (0.25 to 1.5 l/s)

### ► ECO Friendly Feature

#### Heat Only Mode

reduces power usage when cold temperatures are not used

### ► Thermal Cap

5.5 inch ID Glass Thermal Cap to enclose your test subject

### ► Fully Adjustable Thermal Head

can be mounted on either side of unit

### ► Internal Air Compressor

supplies clean, dry air to the system without the need for facility air

► Local & Remote Operations

► LabView™ drivers

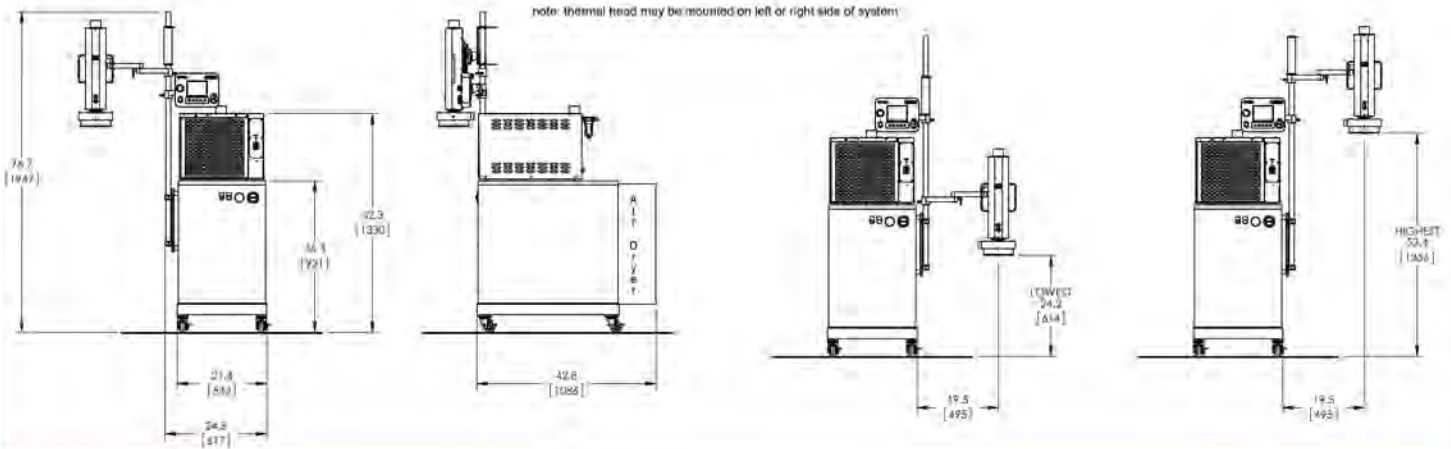
► IEEE-488, RS232 ports

► customizable and savable test setups

► Program & Datalog Storage

► User Defined Temperature Limits





## Weights and Dimensions

### Dimensions

194.7cm (76.7 inches) X 61.7cm (24.3 inches) X 108.6cm (42.8 inches)

### Weight

249.5 Kg (550 lbs.)

### Noise Level

< 70dBA (< 60dBA with remote compressor upgrade kit, CS210240)

## Service and Safety

### Refrigerants

HCFC and CFC-free, non-toxic, non-flammable

### Serviceability

Auto-diagnostics and field replaceable modules

### Over Temperature Protection

+230°C (factory set): Operator can set high and low air temperature limits

## Facility Requirements

### Power<sup>2</sup>

Chiller Power: 220 ±10% VAC, 50/60Hz, 16amp  
Compressor Power: 220 ±10% VAC, 50/60Hz, 30amp

### Operating Environment<sup>3</sup>

#### Operating Temperature

+20° to +28°C; +23°C nominal

#### Humidity

0 to 60%; 45% nominal

<sup>2</sup> System is configured for operation within voltages listed above. Please specify power configuration with order.

**inTEST** Thermal Solutions  
41 Hampden Road  
Mansfield, MA 02048  
TEL: 1.781.688.2300  
www.inTESTthermal.com

ISO 9001 Certified

